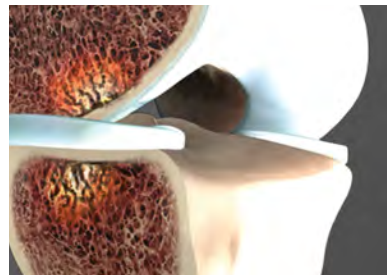


# Subchondroplasty® (SCP) Procedure Overview

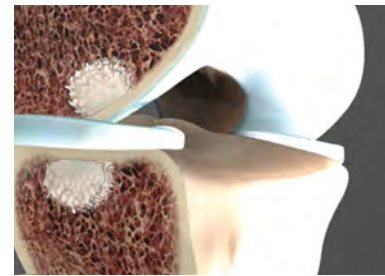
## A Treatment Option for Bone Defects Including Bone Marrow Lesions (BML)



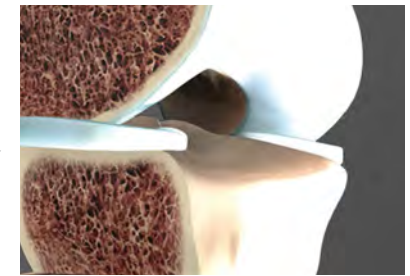
1 Diagnose BML using fat-suppressed MRI



2 BML represent the healing response surrounding an insufficiency fracture<sup>1</sup>



3 SCP procedure targets & fills BML bone defects with AccuFill® Bone Substitute Material (BSM)



4 BML defect heals as AccuFill BSM is replaced with bone, through cell-mediated remodeling<sup>2,3\*</sup>

### SCP SURGICAL PROCEDURE



3a Arthroscopically-aided to assess joint structures and assist and verify implant placement



3b Target the bone defect using AccuZone® Navigation Guide – accurate AccuFill BSM placement is important



3c Inject AccuFill BSM into defect – interdigitates & sets in 10 minutes to strength comparable to cancellous bone<sup>3</sup>

**References:**

1. Zanetti M *et al.* 2000. Radiology. 215 (3); 835-40. Bone Marrow Edema Pattern in Osteoarthritic Knees: Correlation between MR Imaging and Histologic Findings.
2. Angle SR *et al.* 2015. Transactions of the 61st Annual Meeting of the Orthopaedic Research Society: 1157. Novel Macroporous Calcium Phosphate Scaffold to Improve Cell Infiltration and Osseous Integration
3. Tofghi A *et al.* 2009. J Biomimetics Biomaterials and Tissue Engineering. 2; 39-55. New Generation of Synthetic and Injectable Calcium Phosphate Bone Substitute Materials: Alpha-b<sub>sm</sub><sup>®</sup>, Beta-b<sub>sm</sub><sup>™</sup> and Gamma-b<sub>sm</sub><sup>™</sup>

\* Animal studies are not necessarily indicative of clinical outcomes.

All content herein is protected by copyright, trademarks and other intellectual property rights owned by or licensed to Zimmer Biomet or its affiliates unless otherwise indicated, and must not be redistributed, duplicated or disclosed, in whole or in part, without the express written consent of Zimmer Biomet.

Zimmer Biomet does not practice medicine. The treating surgeon is responsible for determining the appropriate treatment, techniques(s), and product(s) for each individual patient. For product information, including indications, contraindications, warnings, precautions, potential adverse effects and patient counseling information, see the package insert and [www.zimmerbiomet.com](http://www.zimmerbiomet.com).

This material is intended for health care professionals and the Zimmer Biomet sales force. Distribution to any other recipient is prohibited. Not for distribution in France.

Check for country product clearances and reference product specific instructions for use.

AccuFill<sup>®</sup> BSM is Manufactured by ETEX Corporation  
38 Sidney Street, Cambridge, MA 02139 USA • [etexcorp.com](http://etexcorp.com)

AccuZone<sup>®</sup> Navigation Guide Manufactured by: Zimmer Knee Creations,  
841 Springdale Drive, Exton, PA 19341 USA.

©2017 Zimmer Biomet



0887.1-EMEA-en-REV0217



**Authorized Representative**

Zimmer GmbH  
Sulzerallee 8  
8404 Winterthur  
Switzerland

[www.zimmerbiomet.com](http://www.zimmerbiomet.com)

