



ALL INCLUSIVE KNEE BROCHURE

BIOMET
SPORTS MEDICINE

Biomet Sports Medicine's heritage resides as an ACL company. Innovation, strong engineering, and a dedication to one surgeon and one patient drove the development of a unique ACL portfolio.

The Anatomy Specific Tibial Guide was an engineering marvel that limits PCL and Roof Impingement using a transtibial technique. Coupling this matchless guide with the EZLoc Femoral Fixation and WasherLoc Tibial Fixation devices creates a system that is easy to use, allows strong and stiff fixation, and is clinically proven.¹ Next came the design of the adjustable loop construct, known as ToggleLoc with ZipLoop Technology, eliminating cumbersome math and multiple implants while facilitating variable tension control.

The new design of the Precision Flexible ACL System allows for an optimal femoral tunnel placement through the medial portal and completes Biomet Sports Medicine's ACL offering to be one of the most comprehensive on the market.

FEMORAL TUNNEL PREPARATION

Medial Portal Approach

Precision Flexible Reaming Instrumentation

- Two plane bend geometry allows the knee to stay at 90° and enters through a medial portal rather than an accessory medial portal
- Two alignment options limit the guesswork of the femoral tunnel
- Comprehensive sizing for flexible reamers and femoral guides

I have been utilizing a medial portal technique for femoral drilling during ACL Reconstruction for seven years and the Precision Flexible System from Biomet Sports Medicine has distinct advantages.

The most exciting feature for my practice is the two-plane bend geometry of the guide. This medial/lateral curvature allows the opportunity to utilize a standard medial portal and keeps the reamer away from the medial condyle. The increased curvature on the aimer also allows the ability to drill and ream without excessive hyperflexion.

I personally prefer flexible reamers, like the Precision Flexible System from Biomet, to the outside drilling for femoral tunnels because of the simplicity and accuracy in placing the guide wire in the I.D.E.A.L. tunnel position.

-Andrew Pearle, MD*
Hospital for Special Surgery (HSS)

*Endorsement provided at the request of Biomet.
This surgeon has received financial remuneration from Biomet.





Standard Medial Portal Femoral Aimers

- Ranging in sizes from 5–12 mm offset, allowing for surgeon backwall preference
- Color coded system provides a 1 mm back wall
- Allows good visibility of femoral guide wire

FEMORAL TUNNEL PREPARATION

Transtibial Approach

Transtibial Femoral Aimers

- Ranging in sizes from 5–12 mm offset, allowing for surgeon backwall preference
- Color coded system provides a 1 mm backwall





TIBIAL TUNNEL PREPARATION

Anatomy Specific Tibial Guide

- Tip of the guide yields the ability to position the tibial tunnel to accommodate the variability and roof angle of a particular patient's anatomy
- Anatomy specific tunnels referenced off of bony anatomy
- Designed to limit PCL and roof impingement





Point and Shoot

Point and Shoot Guides

- Rigidly constructed guides may allow for accurate pin placement
- Three options per surgeon preference
 - Point and Shoot
 - Point to Hole
 - Point to Point



Point to Point



Point to Hole

GRAFT PREPARATION

Tendon Stripper

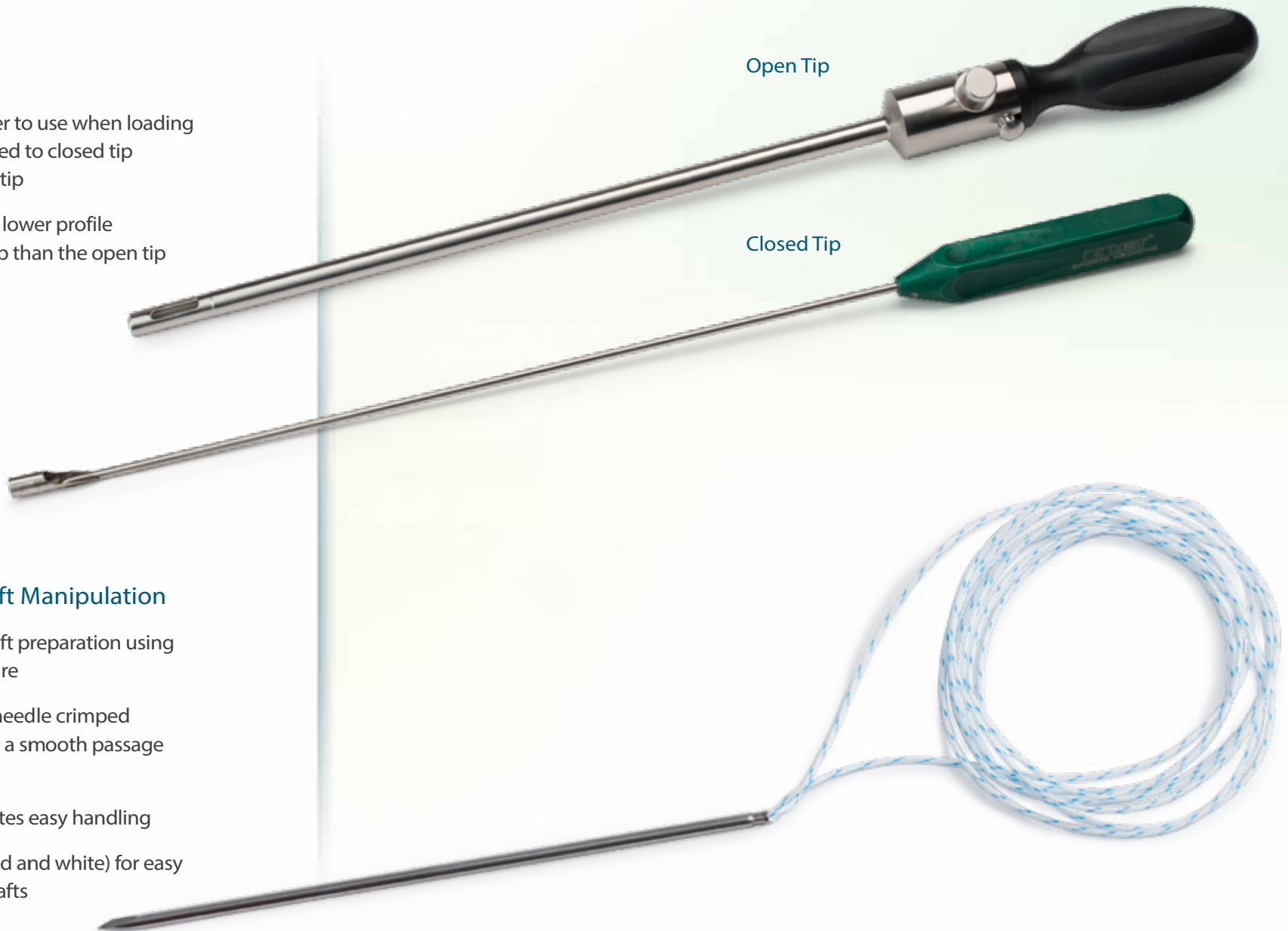
- Two options
 - Open tip is easier to use when loading tendon compared to closed tip and has a blunt tip
 - Closed tip has a lower profile and a sharper tip than the open tip


Open Tip

Closed Tip

ExpressBraid Graft Manipulation

- Quick and easy graft preparation using a #2 Maxbraid suture
- The design of the needle crimped to suture facilitates a smooth passage through the graft
- Stiff needle promotes easy handling
- Two colors (co-braid and white) for easy identification of grafts





Sizing Block

- Comprehensive sizing block that includes desirable sizes including half sizes
- Slotted holes for easy sizing



KARL STORZ Graft Table & Notcher

- Robust design and ease of use
- Adjustable for use in all-inside graft preparation
- Includes tensioning capabilities to limit graft creep

FEMORAL FIXATION

ToggleLoc with ZipLoop Technology

- First adjustable loop implant on the market
- One size implant fits all, eliminating the need for multiple sizing options
- Convenient disposable kit that includes 4.5 mm drill

ToggleLoc with ZipLoop Technology for BTB

- Includes a continuous loop at the distal portion of the ZipLoop strands, which is utilized to create a "luggage tag" around the bone block

ToggleLoc with ZipLoop Inline Technology

- Ability to zip from the femoral side
- Reduces surgical steps by not having to pull the zipstrand out of the medial portal

ToggleLoc with ZipLoop Technology



ToggleLoc with ZipLoop Technology for BTB

ToggleLoc with ZipLoop Inline Technology





ToggleLoc XL with ZipLoop Technology

- Indicated for the unanticipated intra-operative cortical breaching cases
- Provides larger surface area for instances where larger tunnels are encountered
- Button is 20 mm, 7 mm longer than the standard ToggleLoc button



EZLoc Device

- Simple technique featuring minimal steps
- Maintains optimal stability and resists slippage *in vivo*¹
- Convenient disposable kit that includes EZLoc femoral pin and 3.2 mm WasherLoc drill

TIBIAL FIXATION

TunneLoc Device

- Hands-free tensioner removes creep from the system and maintains tension during implant insertion
- Graft tensioner and inserter shaft eliminate the need for reusable instruments, saving costly preparation time
- PEEK-OPTIMA implant affixes the soft tissue graft in the tibial tunnel with one simple surgical step
- Size of implants range from 8–11 mm





WasherLoc Device

- Bicortical fixation with cortical or cancellous screws
- Maintains optimal stability and resists slippage *in vivo*¹
- Countersunk to limit hardware prominence and patient discomfort



INTERFERENCE SCREWS

Titanium Interference Screw

- Full range of sizes
- Available in fully threaded and round head designs for tibial and femoral fixation



Gentle Thread Interference Screw

- Proven LactoSorb material²
- Blunt thread design assists in protecting the graft
- Screws are compatible with 1.5 mm Nitinol guide wires
- Available in fully threaded and round head designs for tibial and femoral fixation






ComposiTCP Interference Screw


- ComposiTCP 30, made with a composite blend of 70% PLDLA and 30% beta Tri-Calcium Phosphate (designed for ACL fixation)
- ComposiTCP 60, made with a composite blend of 40% PLDLA and 60% beta Tri-Calcium Phosphate (designed for soft-tissue fixation)
- Available in both fully threaded and round head sizing options
- All screw sizes compatible with 1.1 mm guide wire



ComposiTCP 30 Interference Screws



ComposiTCP 60 Interference Screws



DISPOSABLES

General ACL Disposable Kit – Instrumentation Only

- One of the most cost effective offerings of the current Biomet ACL kits
- Includes new cannulated bone plug, graft protection sheath and 1.1 mm calibrated Nitinol guide wire

Cannulated Bone Plug

- Designed to hold water in joint space while allowing for instruments to pass through
- Soft silicone material fits in various tunnel sizes





Spade Tip Beath Pin

- 4.5 mm
- Reduces surgical steps by eliminating the 4.5 mm reamer
- Depth markings on beath pin to measure the femoral tunnel length



ZipLoop Puller

- Effective while zipping the graft into the tunnel
- Surgeon should be able to easily facilitate toggling of the zip strands while zipping down the graft
- Designed to reduce stress on surgeon's hands and gloves
- Reusable and disposable option

IMPLANT SYSTEM KITS

Implant System Kits

The ToggleLoc implant system kits include the implant and disposables necessary to complete the procedure, which provides a convenience factor to the hospital and surgeon.

- ToggleLoc with ZipLoop Technology
- ToggleLoc with ZipLoop Technology for BTB
- ToggleLoc with ZipLoop Inline Technology





ORDERING INFORMATION

Precision Flexible Reaming System

PART NUMBER	DESCRIPTION	PRODUCT
110004180	4.5 mm	Precision Disposable Flexible Reamer
110004181	5.0 mm	
110004182	5.5 mm	
110004183	6.0 mm	
110004184	6.5 mm	
110004185	7.0 mm	
110010577	7.5 mm	
110004186	8.0 mm	
110010578	8.5 mm	
110004187	9.0 mm	
110010579	9.5 mm	
110004188	10.0 mm	
110010580	10.5 mm	
110004189	11.0 mm	
110010581	11.5 mm	
110004190	12.0 mm	
110010621	5–6 mm	Precision Curved Femoral Guide-Left
110004074	7–8 mm	
110004075	9–10 mm	
110004076	11–12 mm	
110004080	Universal	
110010622	5–6 mm	Precision Curved Femoral Guide-Right
110004077	7–8 mm	
110004078	9–10 mm	
110004079	11–12 mm	
110004081	Universal	
110009768	–	Precision Depth Gauge
110010813	–	Precision Graft Sizing Block
110004073	–	Precision Curved Aimer Handle

Precision Flexible Reaming System (cont.)

PART NUMBER	DESCRIPTION	PRODUCT
110009769	Single	Precision Flexible Nitinol Guide Wire
110008343	5 pk	Precision Flexible Nitinol Guide Wire

Anatomy Specific Tibial Guide

PART NUMBER	DESCRIPTION	PRODUCT
909601	–	Anatomy Specific Tibial Guide
909602	–	Drill Guide Bullet-Calibrated (for Tibial Guide)
909507	–	Anatomy Specific Tibial Guide Cross Pin

Tibial Guides

PART NUMBER	DESCRIPTION	PRODUCT
909511	–	Point & Shoot Tibial Guide
110010399	–	Point to Point Tibial Guide
110010400	–	Point to Hole Tibial Guide
909512	–	Point & Shoot Tibial Bullet

Graft Preparation

PART NUMBER	DESCRIPTION	PRODUCT
909990	–	Tendon Stripper-Closed
909992	–	Tendon Stripper-Open
110003463	10 pk	ExpressBraid White Suture
110003540	Single	ExpressBraid White Suture

ORDERING INFORMATION

Graft Preparation (cont.)

PART NUMBER	DESCRIPTION	PRODUCT
110003464	10 pk	ExpressBraid Blue/White Suture
110003539	Single	ExpressBraid Blue/White Suture
110010813	–	Graft Sizing Block
28729SB	–	KARL STORZ Tendon Board with Fliptak Retainer
28729SBD	–	KARL STORZ Tendon Board
28729N	–	KARL STORZ Fin Shaped Notcher

Femoral Fixation

PART NUMBER	DESCRIPTION	PRODUCT
904755	–	ToggleLoc Device with ZipLoop Technology
904756	–	ToggleLoc Device with ZipLoop Technology for BTB
110005087	–	ToggleLoc Device with ZipLoop Inline Technology
110005089	–	ToggleLoc XL with ZipLoop Technology
110005090	–	ToggleLoc XL with ZipLoop Inline Technology
904780	7–8 mm STD	EZLoc Femoral Fixation
904781	9–10 mm STD	
904784	7–8 mm Long (For tunnels over 50 mm)	
904785	9–10 mm Long (For tunnels over 50 mm)	
904788	7–8 mm Short (For tunnels under 35 mm)	
904789	9–10 mm Short (For tunnels under 35 mm)	

Tibial Fixation

PART NUMBER	DESCRIPTION	PRODUCT
906512	8 mm	TunneLoc Tibial Fixation
906513	9 mm	
906514	10 mm	
906515	11 mm	
908434	14 mm	WasherLoc Tissue Fixation-Washer
908436	16 mm	
908438	18 mm	
908469	16 mm	WasherLoc Tissue Fixation-Extended Spike Washer
908468	18 mm	
908630	4.5 x 30 mm	WasherLoc Cortical Screw
908632	4.5 x 32 mm	
908634	4.5 x 34 mm	
908636	4.5 x 36 mm	
908638	4.5 x 38 mm	
908640	4.5 x 40 mm	
908642	4.5 x 42 mm	
908644	4.5 x 44 mm	
908646	4.5 x 46 mm	
908648	4.5 x 48 mm	
908650	4.5 x 50 mm	
908652	4.5 x 52 mm	
908654	4.5 x 54 mm	
908656	4.5 x 56 mm	
908658	4.5 x 58 mm	
908660	4.5 x 60 mm	

ORDERING INFORMATION

Tibial Fixation (cont.)

PART NUMBER	DESCRIPTION	PRODUCT
908824	6.0 x 24 mm	WasherLoc Cancellous Screw
908826	6.0 x 26 mm	
908828	6.0 x 28 mm	
908830	6.0 x 30 mm	
908832	6.0 x 32 mm	
908834	6.0 x 34 mm	
908836	6.0 x 36 mm	
908838	6.0 x 38 mm	
908840	6.0 x 40 mm	
908842	6.0 x 42 mm	
908844	6.0 x 44 mm	
908846	6.0 x 46 mm	
908848	6.0 x 48 mm	
908850	6.0 x 50 mm	
908852	6.0 x 52 mm	
908854	6.0 x 54 mm	
908856	6.0 x 56 mm	
908858	6.0 x 58 mm	
908860	6.0 x 60 mm	

Interference Screws

PART NUMBER	DESCRIPTION	PRODUCT
905256	9 x 25 mm	ComposiTCP 60 Interference Screw-Round Head
905257	9 x 30 mm	
905258	9 x 35 mm	
905259	10 x 25 mm	ComposiTCP 60 Interference Screw-Fully Threaded
905261	10 x 30 mm	
905262	10 x 35 mm	
905263	11 x 30 mm	
905264	11 x 35 mm	

Interference Screws (cont.)

PART NUMBER	DESCRIPTION	PRODUCT
110004594	7 x 20 mm	ComposiTCP 30 Interference Screw-Fully Threaded
110004595	7 x 25 mm	
110004598	8 x 20 mm	
110004599	8 x 25 mm	
110004602	9 x 25 mm	
110004604	7 x 20 mm	ComposiTCP 30 Interference Screw-Round Head
110004605	7 x 25 mm	
110004608	8 x 20 mm	
110004609	8 x 25 mm	
110004611	8 x 30 mm	
905216	9 x 25 mm	
905217	9 x 30 mm	
905600	7 x 20 mm	Gentle Threads Interference Screw-Fully Threaded
905601	7 x 25 mm	
905602	7 x 30 mm	
905603	8 x 20 mm	
905604	8 x 25 mm	
905605	8 x 30 mm	
905606	9 x 20 mm	
905607	9 x 25 mm	
905608	9 x 30 mm	
905627	9 x 35 mm	
905609	10 x 20 mm	
905628	10 x 25 mm	
905629	10 x 30 mm	
905630	10 x 35 mm	
905612	7 x 20 mm	
905613	7 x 25 mm	
905614	8 x 20 mm	
905615	8 x 25 mm	
905616	9 x 20 mm	
905617	9 x 25 mm	
905620	10 x 25 mm	

ORDERING INFORMATION

Interference Screws (cont.)

PART NUMBER	DESCRIPTION	PRODUCT
909623	11 x 25 mm	Gentle Threads Interference Screw-Revision
909626	12 x 25 mm	
909658	7 x 20 mm	Titanium Screw-Round Head
909660	7 x 25 mm	
909662	7 x 30 mm	
909666	8 x 20 mm	
909668	8 x 25 mm	
909670	8 x 30 mm	
909674	9 x 20 mm	
909677	9 x 25 mm	
909680	9 x 30 mm	
909689	10 x 25 mm	
909659	7 x 20 mm	Titanium Screw-Fully Threaded
909661	7 x 25 mm	
909663	7 x 30 mm	
909667	8 x 20 mm	
909669	8 x 25 mm	
909671	8 x 30 mm	
909675	9 x 20 mm	
909679	9 x 25 mm	
909681	9 x 30 mm	

Disposables

PART NUMBER	DESCRIPTION	PRODUCT
110004136	–	General ACL Kit-Instrumentation Only
110003541	5 pk	Cannulated Bone Plug
110007425	4.5 mm	Spade Tip Calibrated Guide Pin
904794	–	ZipLoop Puller-Disposable
909836	–	EZLoc/WasherLoc Disposable Kit
909846	–	ToggleLoc/WasherLoc Disposable Kit

Reusable ZipLoop Puller

PART NUMBER	DESCRIPTION	PRODUCT
904776	–	ZipLoop Puller-Reusable

Implant System Kits

1.8033 IN	DESCRIPTION	PRODUCT
909848	–	ToggleLoc with ZipLoop Technology Kit
909849	–	ToggleLoc with ZipLoop Technology for BTB Kit
110007421	–	ToggleLoc with ZipLoop Inline Technology Kit

References

1. Smith, C.K., MD; Howell, S.M., MD; Hull, M.L., MD.: Anterior Laxity, Slippage, and Recovery of Function in the First Year After Tibialis Allograft Anterior Cruciate Ligament Reconstruction. *Am J Sports Med*, 39(1): 78-88, 2011.
2. Powers, D.L.; Sonawala, M.; Woolf, S.K.; An, Y.H.; Hawkins, R.; Pietrzak, W.S.: Comparison of the Biomechanics and Histology of Two Soft Tissue Fixators Composed of Bioabsorbable Copolymers. *J Biomed Mater Res (Appl Biomater)* 58: 486-295, 2001.

One Surgeon. One Patient.

Over 1 million times per year, Biomet helps one surgeon provide personalized care to one patient.

The science and art of medical care is to provide the right solution for each individual patient. This requires clinical mastery, a human connection between the surgeon and the patient, and the right tools for each situation.

At Biomet, we strive to view our work through the eyes of one surgeon and one patient. We treat every solution we provide as if it's meant for a family member.

Our approach to innovation creates real solutions that assist each surgeon in the delivery of durable personalized care to each patient, whether that solution requires a minimally invasive surgical technique, advanced biomaterials or a patient-matched implant.

When one surgeon connects with one patient to provide personalized care, the promise of medicine is fulfilled.

This material is intended for health care professionals and the Biomet sales force only. Distribution to any other recipient is prohibited. All content herein is protected by copyright, trademarks and other intellectual property rights owned by or licensed to Biomet Inc. or its affiliates unless otherwise indicated. This material must not be redistributed, duplicated or disclosed, in whole or in part, without the express written consent of Biomet.

Check for country product clearances and reference product specific instructions for use. For complete product information, including indications, contraindications, warnings, precautions, and potential adverse effects, see the package insert and Biomet's website.

Not for distribution in France.

PEEK OPTIMA is a trademark of Invibio Limited.

